


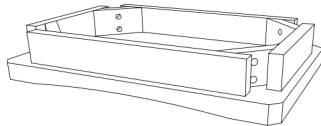




ASSEMBLY INSTRUCTIONS






SH5717/SH5717WHT-36

3 PCS PACK COUNTER HEIGHT SET - STOOL

Thank you for purchasing this product. Please take time to read and follow the instructions below. Check that you have all parts and hardware before assembly. Parts apparently missing are often found in the packing materials. If you do not have all the parts listed, have your dealer contact us and they will be sent to you immediately.

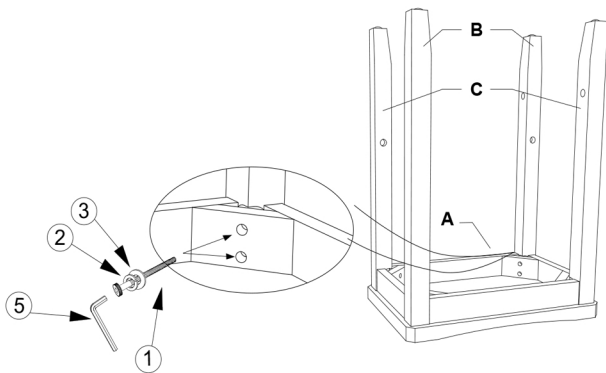
 It is recommended to install protective pads under all legs and supports to avoid damage or scratches when placing furniture on or other hard surface, and to limit indentation and prevent discoloration if placing on carpet.

PARTS LIST			
A	Wooden Seat		1
B	Left Leg		2
C	Right Leg		2
D	Long Stretcher		2
E	Short Stretcher		2

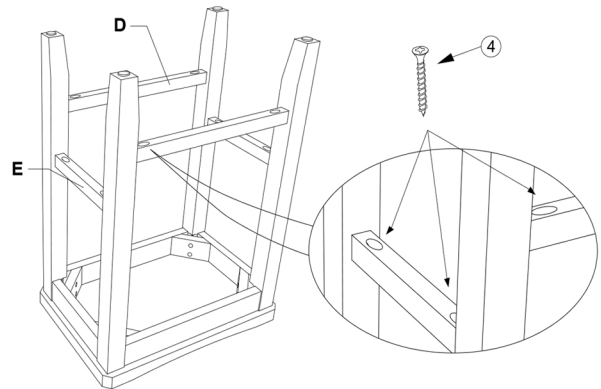
HARDWARE LIST			
1		Long Bolt 1/4" x 2 1/2"	16
2		Spring Washer 5/16" x 1/2"	16
3		Flat Washer 5/16" x 3/4"	16
4		Wood Screw 4MM x 1 1/2"	16
5		Allen Key 4MM	1

HARDWARE SET ARE PACKED IN SH5717/SH5717WHT-36 FOR ASSEMBLY

STEP 1



STEP 2



ASSEMBLY COMPLETED

